



STARSYS™



Overhead cabinet shelves are removable, easy-to-clean, and are available in both solid polymer and epoxy-coated, open-wire shelf designs.

Starsys mobile workcenter units can be specified with or without overhead cabinets attached. Available overhead heights include 24", 27", 30", and 36".

Overhead cabinet accessories include light fixture, cassette bins for small item storage and organization, and poly shelf dividers.

Overhead cabinets can be specified with a variety of available doors, clear or solid style, locking or non-locking.

Color-coded drawer pulls are available in an array of choices to fit any system or decor.

Standard countertop choices include laminate, stainless steel, phenolic and solid surface.

Starsys Doors, available in multiple heights, can be specified with or without window, as well as locking and non-locking.

Microban® antimicrobial protection inhibits the growth of stain and odor-causing bacteria on Starsys, keeping the surface areas "cleaner between cleanings."

Additional caster options are available through Starsys configurator.com or by contacting your Metro representative.

Starsys drawer options include choice of polymer drawers or heavy-duty drawers featuring stainless steel drawer interior. Heavy-duty drawers are available in both single- and double-wide modules.

5" (127mm) polymer total-lock casters provide a stable work station when locked and smooth rolling cart when not.



Starsys Mobile WorkCenters are built for change. They allow you to easily adapt to a changing work environment and even inspire change in your work environment.

Available Widths: Starsys Mobile WorkCenters are available in four widths; single: 24" (610mm), double: 44" (1118mm), triple: 63" (1600mm) & single-kneewell-single: 73" (1854mm).

Kneewell Options: Starsys Mobile WorkCenters configurations have several kneewell options including a keyboard tray, pencil drawer and support bracket. The triple unit has a right oriented kneewell option with a nominal opening of 42" (1067mm) and the single-kneewell-single configuration has a nominal opening of 30" (762mm).

Total Unit Height: All units with overhead storage have a total height of 82" (2083mm) (with 5" casters). Deduct 2" from unit height when specifying 3" Total-Lock casters or Leveling casters.

Working heights with Overheads: 33", 36", 39", 42" (45" height is not available with overhead storage)

Working Heights: Available working heights without overhead storage: 33", 36", 39", 42", 45" (with 5" casters). Deduct 2" (51mm) from unit height when specifying 3" Total-Lock casters or Leveling casters.

<p>3" Total-Lock Caster: Utilize 3" total-lock plate casters for limited mobile applications or when additional storage area is required.</p>  <p>B3P-TL</p>	<p>5" Total-Lock, All-Polymer Caster: Recommended for corrosive environments. All-polymer total-lock plate caster is an economical alternative to stainless casters.</p>  <p>B5PC-TL</p>	<p>Stabilizer/Leveling Caster: Recommended for applications where benchtop equipment demands unit stability and/or a level worksurface. Engage caster foot for stability, release for mobility.</p>  <p>B3N-AS</p>
--	--	--

Starsys Carts are built to exact customer specifications, therefore, they are non-cancelable, non-returnable.

Preconfigured Mobile WorkCenters
Mobile WorkCenters with Laminate Tops



Cat. No. **SXRSENT1**



Cat. No. **SXRDEMENT2**



Cat. No. **SXRDE40MW10**



Cat. No. **SXRT38MW14**

Alternate top materials and finishes available.



Cat. No. **SXRK32MW5**



Cat. No. **SXRK32MW6**



Cat. No. **SXRK41MW7**

To configure a Starsys unit to your exact specifications, please visit www.metroconfigurator.com



SXRSENT1

SXRSENT1 includes:

Single-Wide Mobile WorkCenter Shell with 5" (127mm) Diameter Polymer Casters (2-Toe Brake, 2-Swivel)
 Laminate Countertop with 3" (76mm) Backsplash (Wilsonart Carbon EV)
Mobile Bay (Keylock/2 keys)
 (2) 3" (76mm) Polymer Drawers
 (2) 6" (152mm) Polymer Drawers
 (1) 9" (229mm) Polymer Drawer
Overhead Cabinet (27" (686mm) Interior Height)
 (2) Polymer Shelves
 Left-Hinged 225° Clear Locking Door (Keylock/2 keys)
 Slate Blue Drawer & Door Pulls
 Overhead Uprights & Crossbars
Countertop Height: 39.5"H (1003mm)
Countertop to Overhead Clearance: 16" (406mm)
Overall Dimensions: 81.5"H (2070mm) x 23.6"W (600mm) x 28.6"D (726mm)



SXR DENT2

SXR DENT2 includes:

Double-Wide Locking Mobile WorkCenter Shell with 5" (127mm) Diameter Polymer Casters (2-Toe Brake, (2) Swivel)
 Laminate Countertop with 3" (76mm) Backsplash (Wilsonart Carbon EV)
Left Mobile Bay (Keylock/2 keys)
 (2) 3" (76mm) Polymer Drawers
 (2) 6" (152mm) Polymer Drawers
 (1) 9" (229mm) Polymer Drawer
Right Mobile Bay
 (3) Polymer Shelves
 Right Hinged 225° Solid Locking Door (Keylock/2 keys)
Double-Wide Overhead Cabinet (27" (686mm) Interior Height)
 (2) Double Wide Poly Shelves
 Center-Closing 225° Clear Locking Door Set (Keylock/2 keys)
 Slate Blue Drawer & Door Pulls
 Overhead Uprights & Cross Bars
Countertop Height: 39.5"H (1003mm)
Countertop to Overhead Clearance: 16" (406mm)
Overall Dimensions: 81.5"H (2070mm) x 43.4"W (1103mm) x 28.6"D (727mm)



SXR40MW10

SXR40MW10 includes:

- Double-Wide Locking Mobile WorkCenter Shell with 5" (127mm) Diameter Polymer Casters (2-Toe Brake, 2-Swivel)
- Laminate Countertop with 3" (76mm) Backsplash (Wilsonart Carbon EV)
- Left Mobile Bay (Keylock/2 keys)
- (3) 6" (152mm) Polymer Drawers
- (1) 9" (229mm) Polymer Drawer
- Right Mobile Bay (Keylock/2 keys)
- (3) 6" (152mm) Polymer Drawers
- (1) 9" (229mm) Polymer Drawer
- Double-Wide Overhead Cabinet (27" (686mm) Interior Height)
- (2) Double-wide Polymer Shelves
- Center-Closing 225° Clear Locking Door Set (Keylock/2 keys)
- Slate Blue Drawer & Door Pulls
- Overhead Uprights & Crossbars
- Countertop Height: 39.5"H (1003mm)
- Countertop to Overhead Clearance: 16" (406mm)
- Overall Dimensions: 81.5"H (2070mm) x 43.4"W (1102mm) x 28.6"D (726mm)



SXRT38MW14

SXRT38MW14 includes:

- Triple-Wide Non-Locking Mobile WorkCenter with 3" (76mm) Total Lock Casters
- Laminate Countertop with 3" Backsplash (Wilsonart Carbon EV)
- Left Mobile Bay
- (1) 3" (76mm) Polymer Drawer
- (3) 6" (152mm) Polymer Drawers
- (1) 9" (229mm) Polymer Drawer
- Right Mobile Bay
- (2) Double-wide Full –Extension Chrome Wire Shelves
- Center-closing 225° Clear Non-Locking Door Set
- Triple-Wide Overhead Cabinet (27" (686mm) Interior Height)
- Left Bay
- (2) Single-Wide dark taupe epoxy-coated Wire Shelves
- Left-Hinged 225° Clear Non-locking Door
- Right Overhead Bay
- (2) Double-Wide dark taupe epoxy-coated Wire Shelves
- Center-Closing 225° Clear Non-locking Door Set
- Slate Blue Drawer & Door Pulls
- Overhead Uprights & Crossbars
- Countertop Height: 37.5"H (953mm)
- Countertop to Overhead Clearance: 16" (406mm)
- Overall Dimensions: 81.5"H (2070mm) x 63.2"W (1606mm) x 28.6"D (726mm)



SXRK32MW5

SXRK32MW5 includes:

73" (1855mm) Mobile WorkCenter (Non-Locking) with 27" (686mm) Knee-hole & 3" (76mm) Total Lock Casters
Laminate Countertop with 3" (76mm) Backsplash (Wilsonart Carbon EV)
Pencil Drawer & Knee-hole Connecting Brackets

Left Mobile Bay

(1) 3" (76mm) Polymer Drawer
(2) 6" (152mm) Polymer Drawers
(1) 9" (229mm) Polymer Drawer

Right Mobile Bay

(2) 12" (305mm) Heavy-Duty Stainless Steel File Drawers
Slate Blue Drawer Pulls

Countertop Height: 31.5"H (800mm)

Overall Dimensions: 34.5"H (876mm) x 73"W (1855mm) x 28.6"D (727mm)



SXRK32MW6

SXRK32MW6 includes:

73" (1855mm) Locking Mobile WorkCenter with 27" (686mm) Knee-hole & 3" (76mm) Total Lock Casters
Laminate Countertop with 3" (76mm) Backsplash (Wilsonart Carbon EV)
Pencil Drawer & Knee-hole Connecting Brackets

Left Mobile Bay (Keylock/2 keys)

(2) 3" (76mm) Polymer Drawers
(1) 6" (152mm) Polymer Drawer
(1) 9" (229mm) Polymer Drawer

Right Mobile Bay (Keylock/2 keys)

(2) 3" (76mm) Polymer Drawers
(1) 6" (152mm) Polymer Drawer
(1) 9" (229mm) Polymer Drawer

Slate Blue Drawer Pulls

Countertop Height: 31.5"H (800mm)

Overall Dimensions: 34.5"H (876mm) x 73"W (1855mm) x 28.6"D (727mm)



SXRK41MW7

SXRK41MW7 includes:

73" Mobile Non-Locking Mobile WorkCenter 27" (686mm) Knee-hole & 3" (76mm) Total Lock Casters
Laminate Countertop with 3" (76mm) Backsplash (Wilsonart Carbon EV)
Pencil Drawer & Knee-hole Connecting Brackets

Left Mobile Bay

(1) 3" (76mm) Polymer Drawers
(2) 6" (152mm) Polymer Drawers
(2) 9" (229mm) Polymer Drawers

Right Mobile Bay

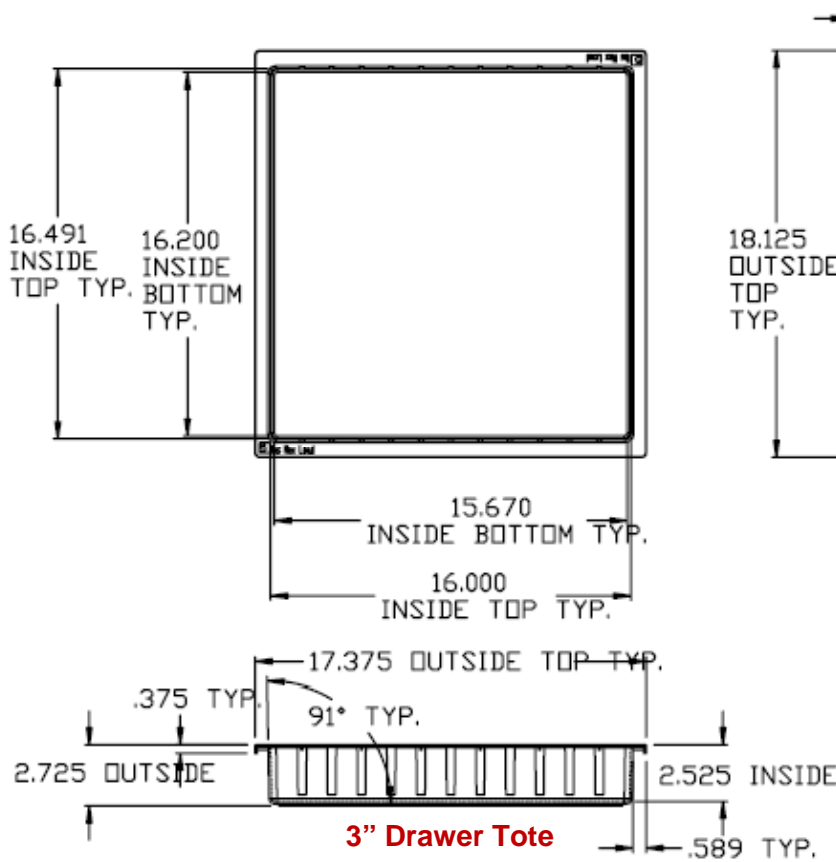
(3) Full-Extension Chrome Wire Shelves
Right-Hinged 225° Clear Non-Locking Door

Slate Blue Drawer & Door Pulls

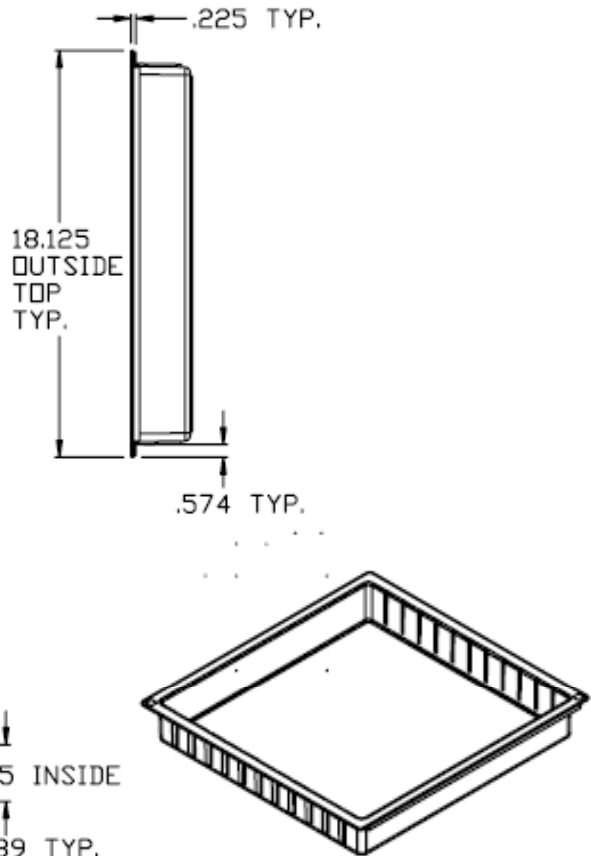
Countertop Height: 40.5"H (1029mm)

Overall Dimensions: 43.5"H (1105mm) x 73"W (1855mm) x 28.6"D (727mm)

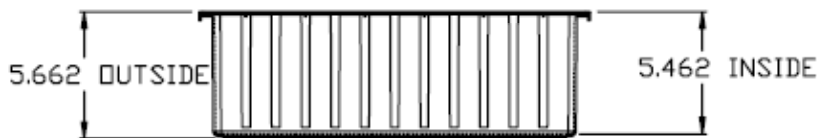
Standard Drawer Tote Specs




3" Drawer Tote



3" Drawer Tote



6" Drawer Tote



9" Drawer Tote



Weight Capacities:
 3" Tote = 25 lbs. (11.3Kg)
 6" & 9" Totes = 40 lbs. (18.1 Kg)

Heavy Duty Drawer Specs



Above: Double-Wide 3" Heavy Duty Drawer

Left: Single-Wide Heavy Duty Drawers

Inside Dimensions Metro Part #	Inches			Millimeters			Wt Capacity	
	H	W	D	H	W	D	Lbs	Kg
Single-Wide HD Drawers								
3" Heavy Duty Dwr	2.3	16.3	19.2	58	414	487	100	45.4
6" Heavy Duty Dwr	5.3	16.3	19.2	134	414	487	100	45.4
9" Heavy Duty Dwr	8.3	16.3	19.2	210	414	487	100	45.4
12" Heavy Duty Dwr	11.5	16.3	19.2	292	414	487	100	45.4
Double-Wide HD Drawers								
3" Heavy Duty Dwr	2.3	36.3	19.2	58	922	487	150	68
6" Heavy Duty Dwr	5.3	36.3	19.2	134	922	487	150	68
9" Heavy Duty Dwr	8.3	36.3	19.2	210	922	487	150	68
12" Heavy Duty Dwr	11.5	36.3	19.2	292	922	487	150	68

Construction: The drawer interior is composed of 16 and 18 gauge solid stainless steel. The drawer slides are full-extension, zinc-plated steel with chrome-plated ball bearings, and attach to qwikSLOT inserts. They have side lever releases and detents in the closed position. The slide travel distance is 20.75". The drawer front surface is composed of molded ABS polymer, colored in Metro Taupe. Snap-on handles ("pulls") attach above the top recessed area and are available in a variety of colors. Optional self-adhesive label holders positioned in the recessed area under the pulls are also offered.